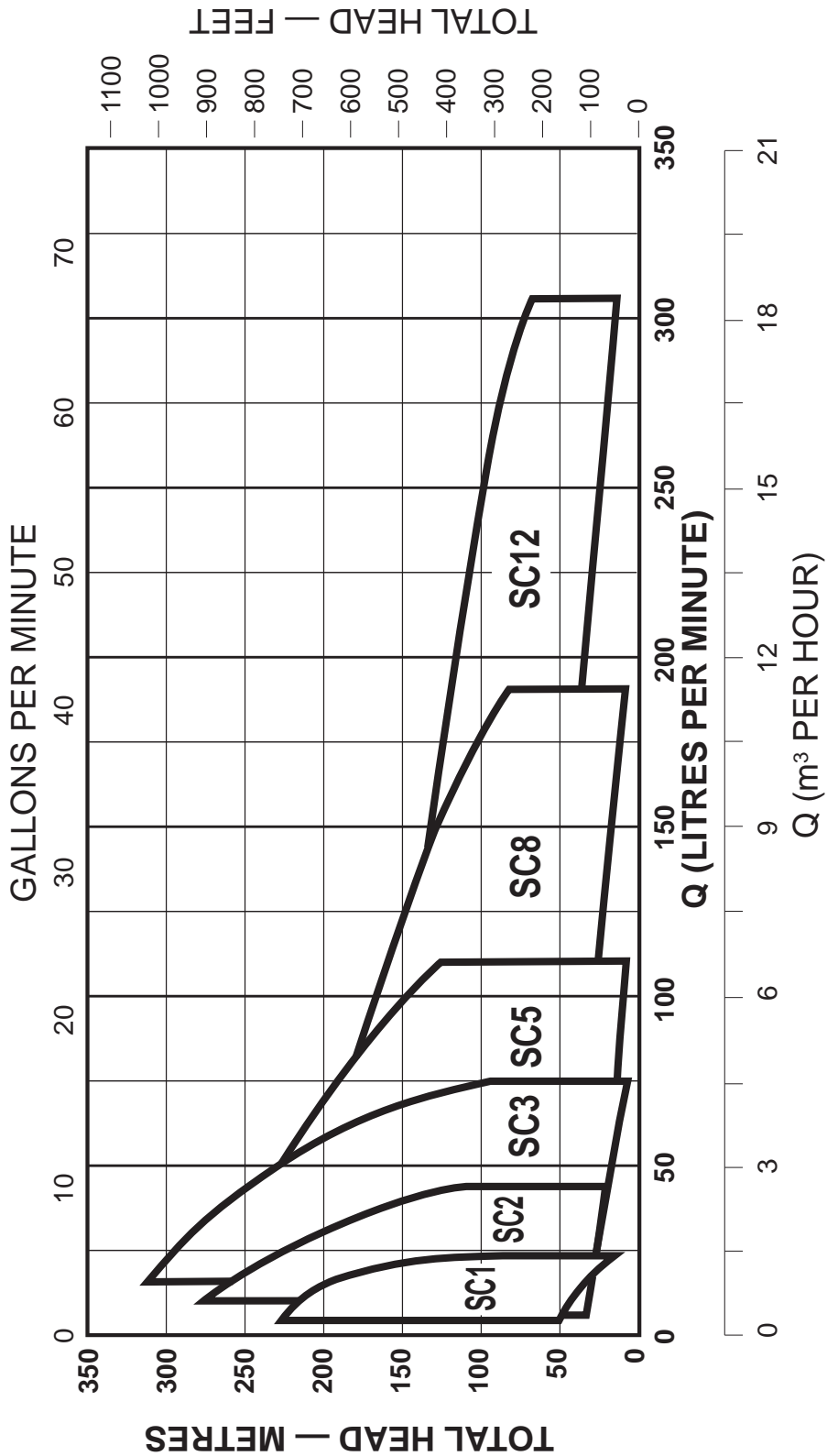




"SC" Series
4 inch (100mm)
Submersible Borehole Pumps

**Selection
Chart**

PERFORMANCE DATA

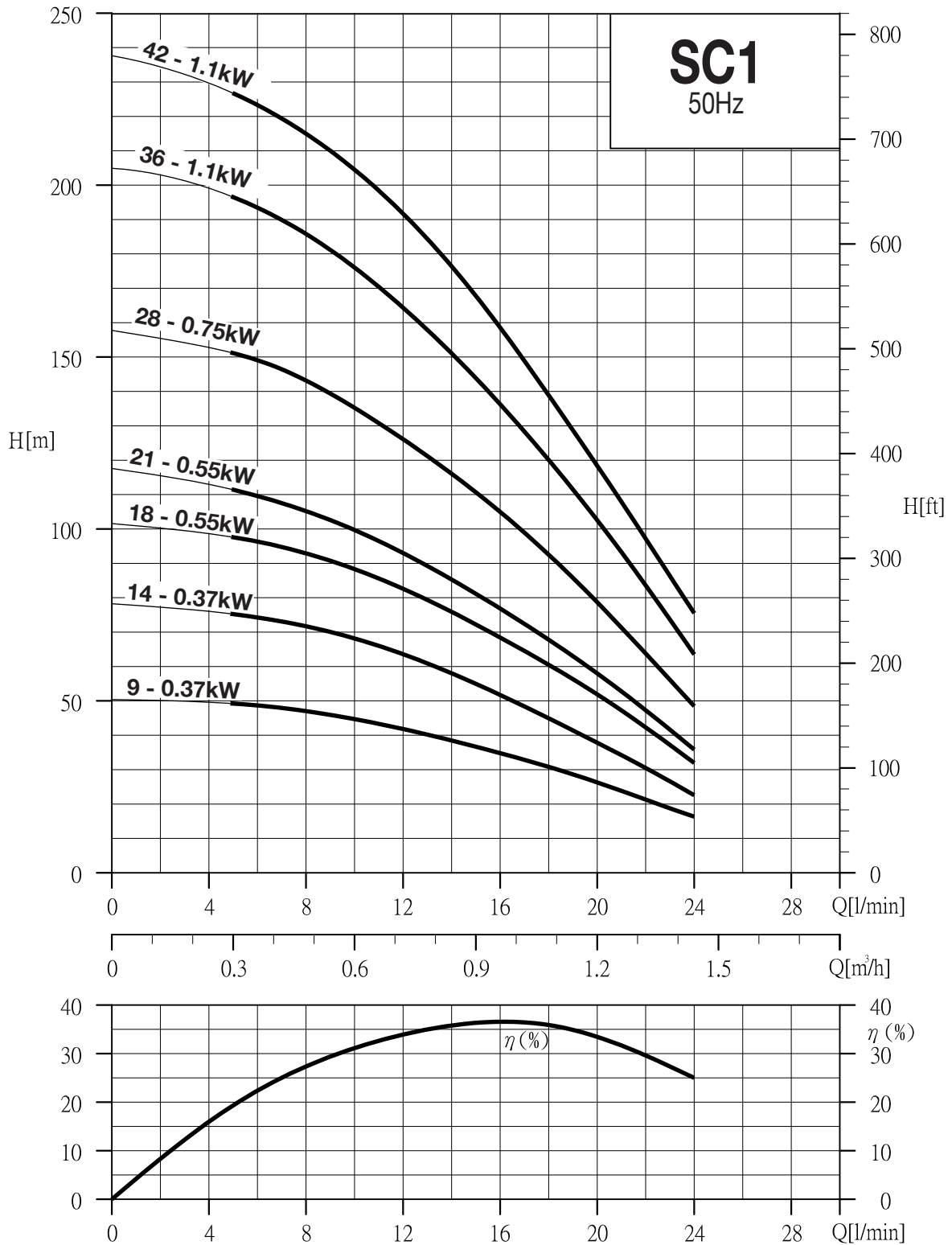




"SC" Series
4 inch (100mm)
Submersible Borehole Pumps

MODEL
SC1

PERFORMANCE DATA



MODEL
SC1

“SC” Series
4 inch (100mm)
Submersible Borehole Pumps



TECHNICAL DATA

DIMENSIONS & WEIGHTS
Single Phase Units

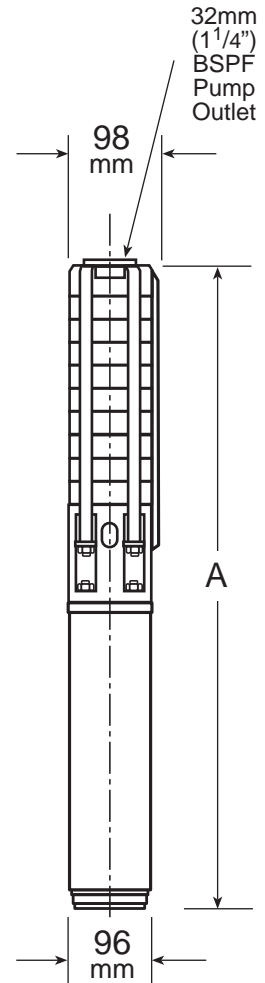
MODEL	No. of Stages	Motor kW	2 Wire Single Phase		3 Wire Single Phase	
			Length A mm	Unit Weight kg	Length A mm	Unit Weight kg
With Single Phase FRANKLIN Motors						
SC1-09	9	0.37	598	11.1	—	—
SC1-14	14	0.37	703	11.9	—	—
SC1-18	18	0.55	815	13.9	—	—
SC1-21	21	0.55	878	14.5	—	—
SC1-28	28	0.75	1053	17.1	1053	17.1
SC1-36	36	1.10	1330	24	1291	22.6
SC1-42	42	1.10	1456	25.4	1417	24
With Single Phase COVERCO Motors						
SC1-09	9	0.37	—	—	746	11.3
SC1-14	14	0.37	—	—	851	12.1
SC1-18	18	0.55	—	—	965	13.8
SC1-21	21	0.55	—	—	1028	14.4
SC1-28	28	0.75	—	—	1205	16.9
SC1-36	36	1.10	—	—	1436	22.3
SC1-42	42	1.10	—	—	1562	23.7

Three Phase Units

MODEL	No. of Stages	Motor kW	3 Phase FRANKLIN		3 Phase COVERCO	
			Length A mm	Unit Weight kg	Length A mm	Unit Weight kg
SC1-09	9	0.37	598	11.1	726	10.3
SC1-14	14	0.37	703	11.9	831	11.1
SC1-18	18	0.55	815	13.9	935	12.8
SC1-21	21	0.55	878	14.5	998	13.4
SC1-28	28	0.75	1053	17.1	1175	15.6
SC1-36	36	1.10	1244	20.8	1396	20.6
SC1-42	42	1.10	1370	22.2	1522	22

ELECTRICAL DATA

Motor kW	(1Ph) Single Phase				(3Ph) Three Phase	
	Motor Type	Full Load Amps	Lock Rotor Amps	Control Box	Full Load Amps	Lock Rotor Amps
FRANKLIN Motors						
0.37	2 wire	4.1	26	Not reqd.	1.1	4.3
0.55	2 wire	6.5	37	Not reqd.	1.5	6.2
0.75	2 wire	7.6	44	Not reqd.	2	8.5
1.1	2 wire	10.8	53	Not reqd.	3	14
0.75	3 wire	7.0	27	Franklin	—	—
1.1	3 wire	8.9	37	Franklin	—	—
1.5	3 wire PSC	10.7	51	Franklin	4	21
2.2	3 wire	15.9	82	Franklin	6	27
3	—	—	—	—	7.3	42
3.7	3 wire	23.4	109	Franklin	9	46
4	—	—	—	—	10.4	59
5.5	—	—	—	—	13	70
7.5	—	—	—	—	18.7	99
COVERCO Motors						
0.37	3 wire	3.4	11.2	Coverco	1.2	5.6
0.55	3 wire	4.4	14	Coverco	1.8	8
0.75	3 wire	5.6	19	Coverco	2.1	11
1.1	3 wire	8.1	26	Coverco	3	16
1.5	3 wire	10.1	34	Coverco	4.5	24
2.2	3 wire	14.1	44	Coverco	6	32
3.0	—	—	—	—	7.7	37
3.7	3 wire	23.4	77	Coverco	—	—
4	—	—	—	—	10.3	48
5.5	—	—	—	—	13.1	64
7.5	—	—	—	—	18.7	99

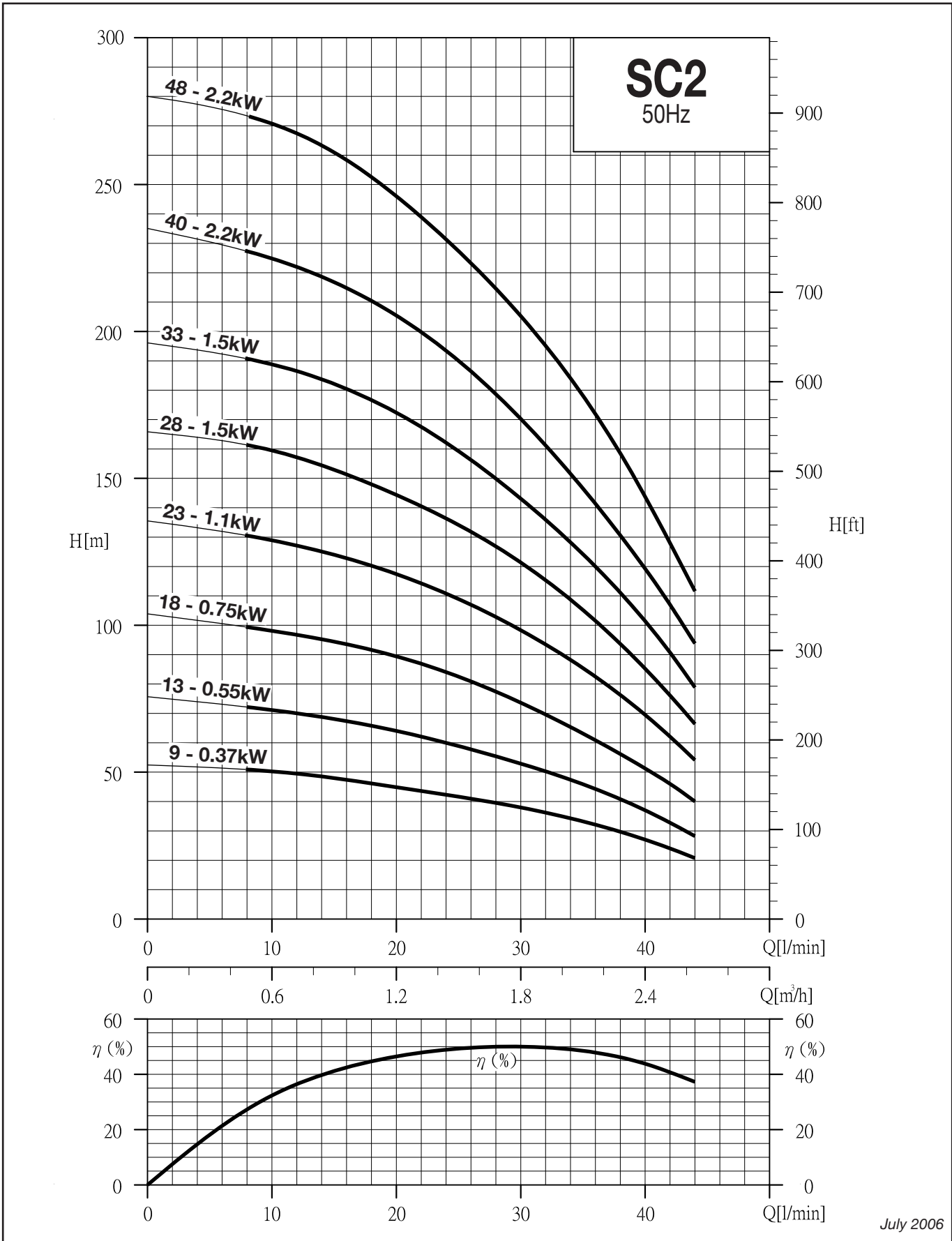




"SC" Series
4 inch (100mm)
Submersible Borehole Pumps

MODEL
SC2

PERFORMANCE DATA



MODEL
SC2

“SC” Series
4 inch (100mm)
Submersible Borehole Pumps



TECHNICAL DATA

DIMENSIONS & WEIGHTS
Single Phase Units

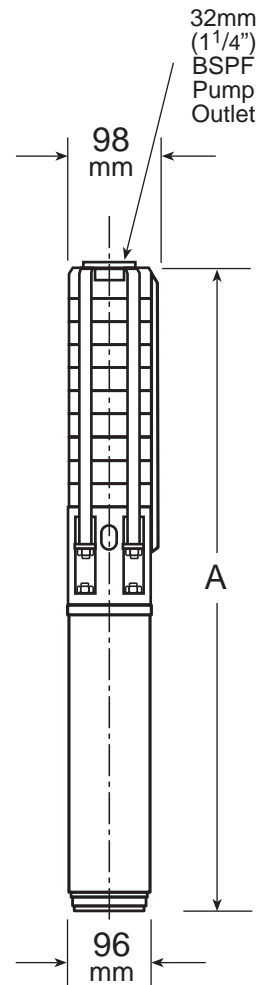
MODEL	No. of Stages	Motor kW	2 Wire Single Phase		3 Wire Single Phase	
			Length A mm	Unit Weight kg	Length A mm	Unit Weight kg
With Single Phase FRANKLIN Motors						
SC2-09	9	0.37	598	11.2	—	—
SC2-13	13	0.55	710	13.3	—	—
SC2-18	18	0.75	843	15.6	843	15.6
SC2-23	23	1.10	1034	19.8	995	18.4
SC2-28	28	1.50	—	—	1139	21.6
SC2-33	33	1.50	—	—	1267	24.7
SC2-40	40	2.20	—	—	1514	30.1
SC2-48	48	2.20	—	—	1682	32.1
With Single Phase COVERCO Motors						
SC2-09	9	0.37	—	—	746	11.4
SC2-13	13	0.55	—	—	860	13.2
SC2-18	18	0.75	—	—	995	15.4
SC2-23	23	1.10	—	—	1140	18.1
SC2-28	28	1.50	—	—	1315	21.2
SC2-33	33	1.50	—	—	1443	24.3
SC2-40	40	2.20	—	—	1630	29.9
SC2-48	48	2.20	—	—	1798	31.9

Three Phase Units

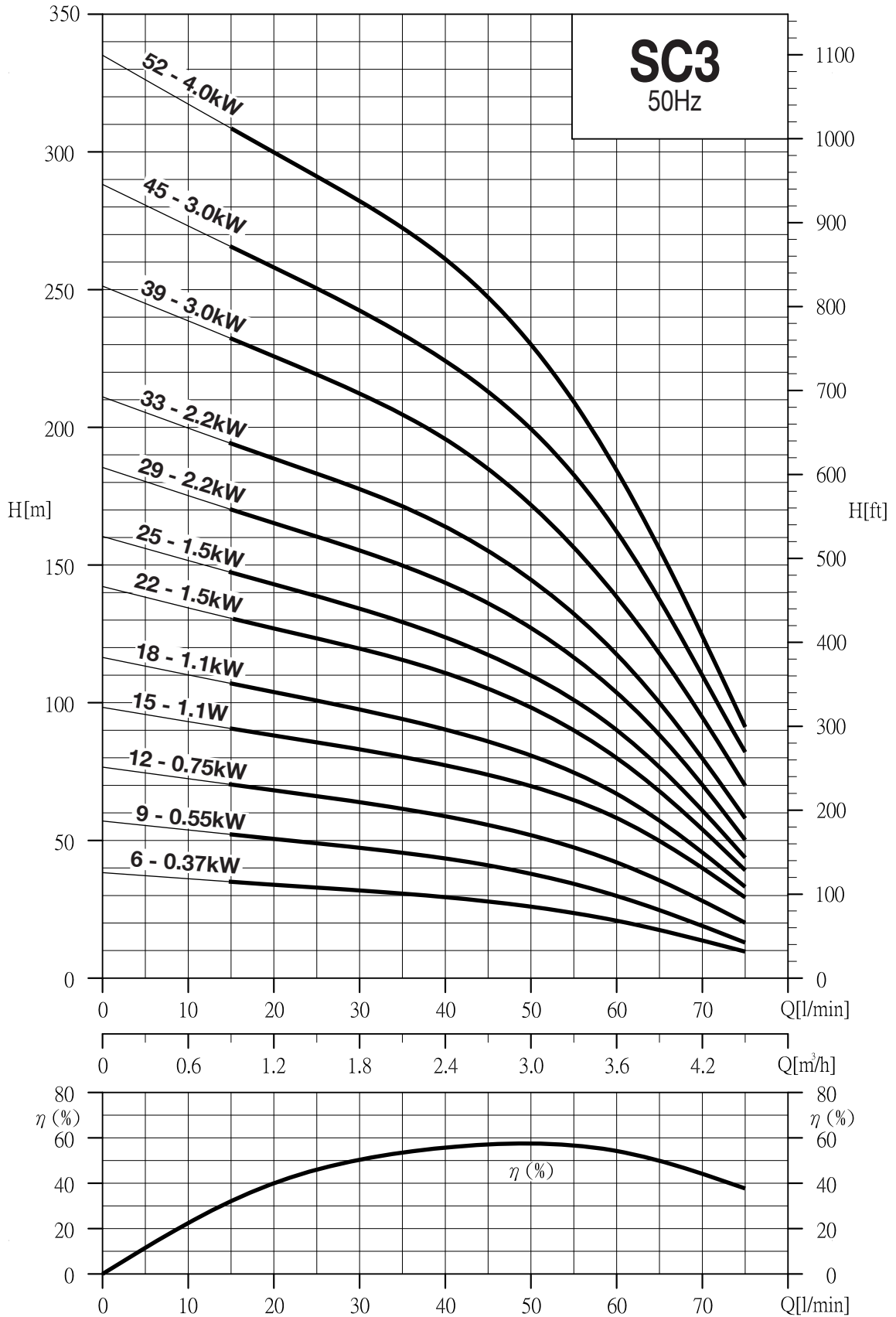
MODEL	No. of Stages	Motor kW	3 Phase FRANKLIN		3 Phase COVERCO	
			Length A mm	Unit Weight kg	Length A mm	Unit Weight kg
SC2-09	9	0.37	598	11.2	726	10.4
SC2-13	13	0.55	710	13.3	830	12.2
SC2-18	18	0.75	843	15.6	965	14.1
SC2-23	23	1.10	948	16.6	1100	16.4
SC2-28	28	1.50	1100	19.3	1245	19
SC2-33	33	1.50	1228	22.4	1373	22.1
SC2-40	40	2.20	1437	27.4	1590	26.1
SC2-48	48	2.20	1605	29.4	1758	28.1

ELECTRICAL DATA

Motor kW	(1Ph) Single Phase				(3Ph) Three Phase	
	Motor Type	Full Load Amps	Lock Rotor Amps	Control Box	Full Load Amps	Lock Rotor Amps
FRANKLIN Motors						
0.37	2 wire	4.1	26	Not reqd.	1.1	4.3
0.55	2 wire	6.5	37	Not reqd.	1.5	6.2
0.75	2 wire	7.6	44	Not reqd.	2	8.5
1.1	2 wire	10.8	53	Not reqd.	3	14
0.75	3 wire	7.0	27	Franklin	—	—
1.1	3 wire	8.9	37	Franklin	—	—
1.5	3 wire PSC	10.7	51	Franklin	4	21
2.2	3 wire	15.9	82	Franklin	6	27
3	—	—	—	—	7.3	42
3.7	3 wire	23.4	109	Franklin	9	46
4	—	—	—	—	10.4	59
COVERCO Motors						
0.37	3 wire	3.4	11.2	Coverco	1.2	5.6
0.55	3 wire	4.4	14	Coverco	1.8	8
0.75	3 wire	5.6	19	Coverco	2.1	11
1.1	3 wire	8.1	26	Coverco	3	16
1.5	3 wire	10.1	34	Coverco	4.5	24
2.2	3 wire	14.1	44	Coverco	6	32
3.0	—	—	—	—	7.7	37
3.7	3 wire	23.4	77	Coverco	—	—
4	—	—	—	—	10.3	48



PERFORMANCE DATA



MODEL
SC3

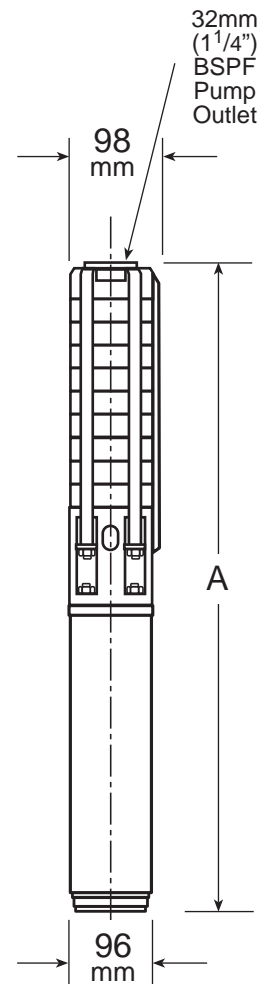
"SC" Series
4 inch (100mm)
Submersible Borehole Pumps



TECHNICAL DATA

DIMENSIONS & WEIGHTS Single Phase Units

MODEL	No. of Stages	Motor kW	2 Wire Single Phase		3 Wire Single Phase	
			Length A mm	Unit Weight kg	Length A mm	Unit Weight kg
With Single Phase FRANKLIN Motors						
SC3-06	6	0.37	535	10.6	—	—
SC3-09	9	0.55	626	12.5	—	—
SC3-12	12	0.75	717	14.5	717	14.5
SC3-15	15	1.10	866	18.3	827	16.9
SC3-18	18	1.10	929	18.8	890	17.4
SC3-22	22	1.50	—	—	1013	20.5
SC3-25	25	1.50	—	—	1076	21.1
SC3-29	29	2.20	—	—	1260	25.4
SC3-33	33	2.20	—	—	1367	28.3
SC3-39	39	3.7	—	—	1725	43
SC3-45	45	3.7	—	—	1851	44.5
With Single Phase COVERCO Motors						
SC3-06	6	0.37	—	—	683	10.8
SC3-09	9	0.55	—	—	776	12.4
SC3-12	12	0.75	—	—	869	14.3
SC3-15	15	1.10	—	—	972	16.6
SC3-18	18	1.10	—	—	1035	17.1
SC3-22	22	1.50	—	—	1189	20.1
SC3-25	25	1.50	—	—	1252	20.7
SC3-29	29	2.20	—	—	1376	25.2
SC3-33	33	2.20	—	—	1483	28.1
SC3-39	39	3.7	—	—	1754	36.2
SC3-45	45	3.7	—	—	1880	37.7



Three Phase Units

MODEL	No. of Stages	Motor kW	3 Phase FRANKLIN		3 Phase COVERCO	
			Length A mm	Unit Weight kg	Length A mm	Unit Weight kg
SC3-06	6	0.37	535	10.6	663	9.8
SC3-09	9	0.55	626	12.5	746	11.4
SC3-12	12	0.75	717	14.5	839	13
SC3-15	15	1.10	780	15.1	932	14.9
SC3-18	18	1.10	843	15.6	995	15.4
SC3-22	22	1.50	974	18.2	1119	17.9
SC3-25	25	1.50	1037	18.8	1182	18.5
SC3-29	29	2.20	1183	22.7	1336	21.4
SC3-33	33	2.20	1290	25.6	1443	24.3
SC3-39	39	3.0	1573	36.2	1569	27.3
SC3-45	45	3.0	1699	37	1695	28.8
SC3-52	52	4.0	1909	42.2	1942	35.9

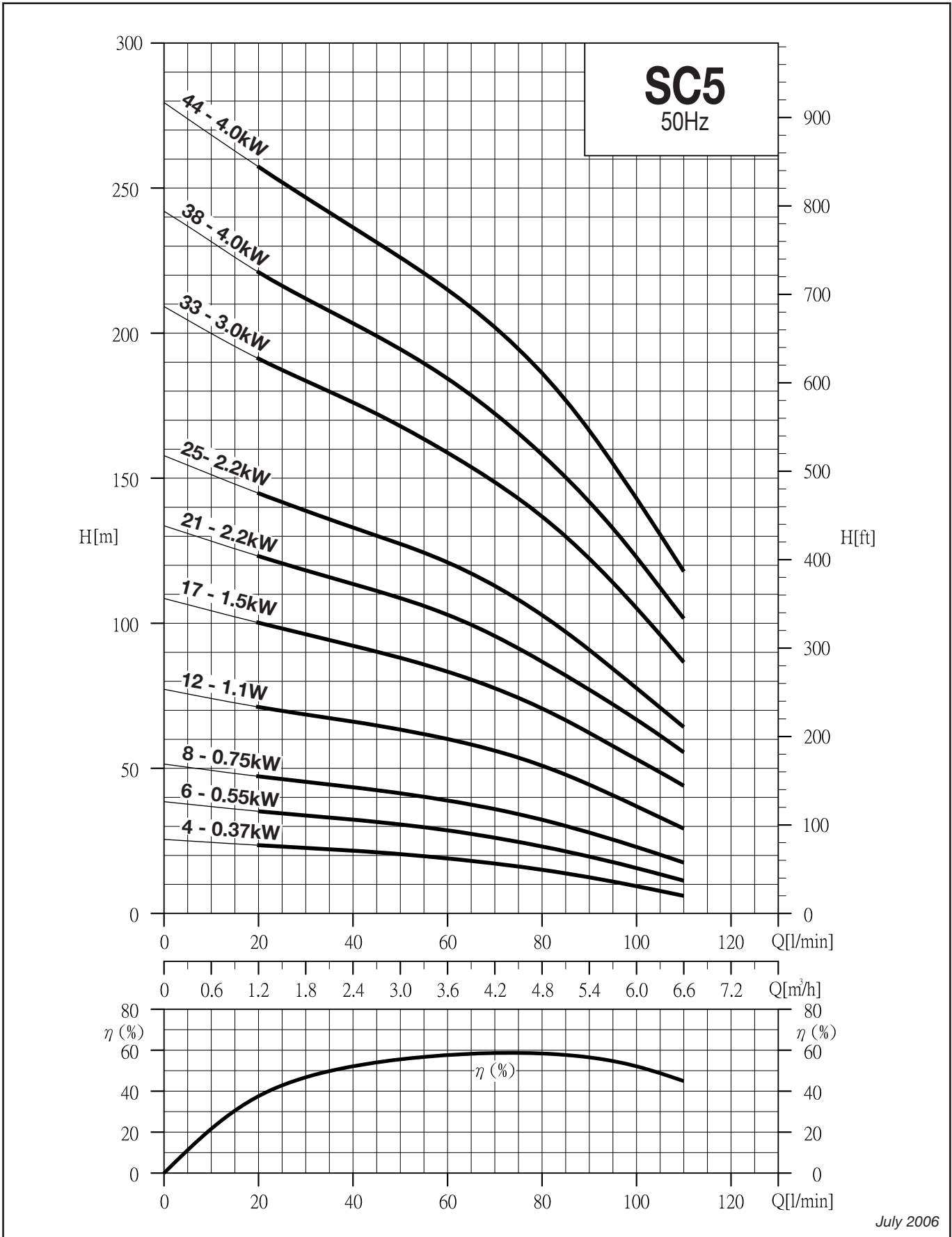
ELECTRICAL DATA

Motor kW	(1Ph) Single Phase			(3Ph) Three Phase	
	Motor Type	Full Load Amps	Lock Rotor Amps	Control Box	Lock Rotor Amps
FRANKLIN Motors					
0.37	2 wire	4.1	26	Not reqd.	1.1
0.55	2 wire	6.5	37	Not reqd.	1.5
0.75	2 wire	7.6	44	Not reqd.	2
1.1	2 wire	10.8	53	Not reqd.	3
0.75	3 wire	7.0	27	Franklin	—
1.1	3 wire	8.9	37	Franklin	—
1.5	3 wire	10.7	51	Franklin	4
	PSC	—	—	—	21
2.2	3 wire	15.9	82	Franklin	6
3	—	—	—	—	7.3
3.7	3 wire	23.4	109	Franklin	9
4	—	—	—	—	10.4

ELECTRICAL DATA

Motor kW	(1Ph) Single Phase			(3Ph) Three Phase	
	Motor Type	Full Load Amps	Lock Rotor Amps	Control Box	Lock Rotor Amps
COVERCO Motors					
0.37	3 wire	3.4	11.2	Coverco	1.2
0.55	3 wire	4.4	14	Coverco	1.8
0.75	3 wire	5.6	19	Coverco	2.1
1.1	3 wire	8.1	26	Coverco	3
1.5	3 wire	10.1	34	Coverco	4.5
2.2	3 wire	14.1	44	Coverco	6
3.0	—	—	—	—	7.7
3.7	3 wire	23.4	77	Coverco	—
4	—	—	—	—	10.3

PERFORMANCE DATA



**MODEL
SC5**

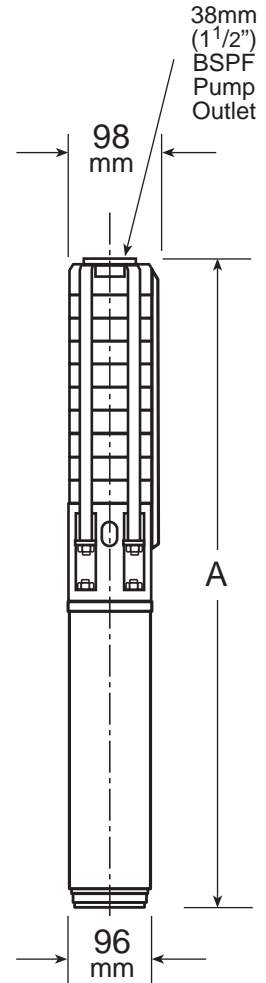
“SC” Series
4 inch (100mm)
Submersible Borehole Pumps



TECHNICAL DATA

DIMENSIONS & WEIGHTS
Single Phase Units

MODEL	No. of Stages	Motor kW	2 Wire Single Phase		3 Wire Single Phase	
			Length A mm	Unit Weight kg	Length A mm	Unit Weight kg
With Single Phase FRANKLIN Motors						
SC5-04	4	0.37	493	10.2	—	—
SC5-06	6	0.55	563	11.9	—	—
SC5-08	8	0.75	633	13.7	633	13.7
SC5-12	12	1.10	803	17.7	764	16.3
SC5-17	17	1.50	—	—	908	19.5
SC5-21	21	2.20	—	—	1092	23.9
SC5-25	25	2.20	—	—	1176	24.6
SC5-33	33	3.7	—	—	1584	41.4
With Single Phase COVERCO Motors						
SC5-04	4	0.37	—	—	641	10.4
SC5-06	6	0.55	—	—	713	11.8
SC5-08	8	0.75	—	—	785	13.5
SC5-12	12	1.10	—	—	909	16
SC5-17	17	1.50	—	—	1084	19.1
SC5-21	21	2.20	—	—	1208	23.7
SC5-25	25	2.20	—	—	1292	24.4
SC5-33	33	3.7	—	—	1613	34.6



Three Phase Units

MODEL	No. of Stages	Motor kW	3 Phase FRANKLIN		3 Phase COVERCO	
			Length A mm	Unit Weight kg	Length A mm	Unit Weight kg
SC5-04	4	0.37	493	10.2	621	9.4
SC5-06	6	0.55	563	11.9	683	10.8
SC5-08	8	0.75	633	13.7	755	12.2
SC5-12	12	1.10	717	14.5	869	14.3
SC5-17	17	1.50	869	17.2	1014	16.9
SC5-21	21	2.20	1015	21.2	1168	19.9
SC5-25	25	2.20	1099	21.9	1252	20.6
SC5-33	33	3.0	1432	34.6	1428	25.7
SC5-38	38	4.0	1600	38.6	1633	32.3
SC5-44	44	4.0	1726	40.1	1759	33.8

ELECTRICAL DATA

Motor kW	(1Ph) Single Phase				(3Ph) Three Phase	
	Motor Type	Full Load Amps	Lock Rotor Amps	Control Box	Full Load Amps	Lock Rotor Amps
FRANKLIN Motors						
0.37	2 wire	4.1	26	Not reqd.	1.1	4.3
0.55	2 wire	6.5	37	Not reqd.	1.5	6.2
0.75	2 wire	7.6	44	Not reqd.	2	8.5
1.1	2 wire	10.8	53	Not reqd.	3	14
0.75	3 wire	7.0	27	Franklin	—	—
1.1	3 wire	8.9	37	Franklin	—	—
1.5	3 wire	10.7	51	Franklin	4	21
2.2	3 wire	15.9	82	Franklin	6	27
3	—	—	—	—	7.3	42
3.7	3 wire	23.4	109	Franklin	9	46
4	—	—	—	—	10.4	59

ELECTRICAL DATA

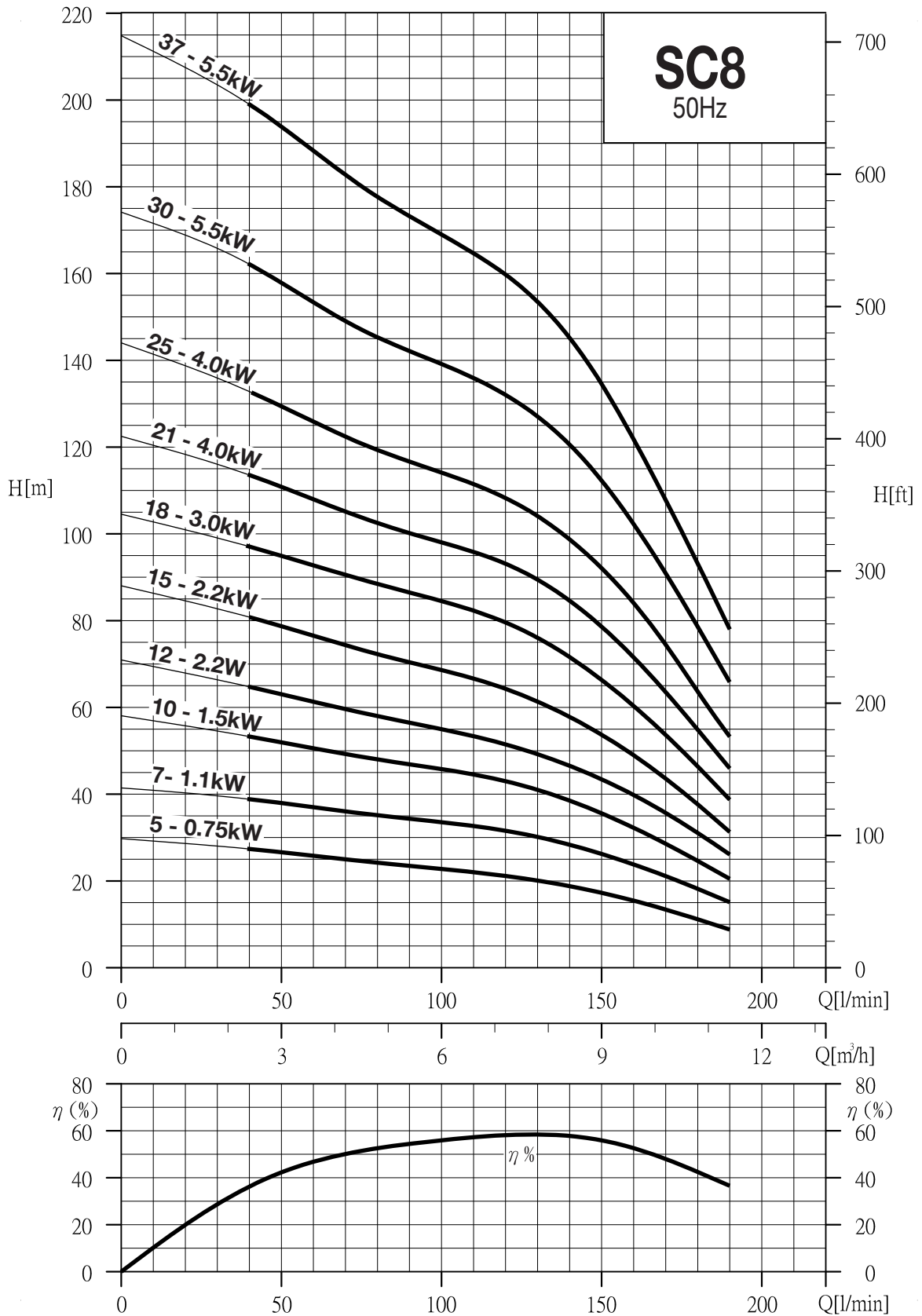
Motor kW	(1Ph) Single Phase				(3Ph) Three Phase	
	Motor Type	Full Load Amps	Lock Rotor Amps	Control Box	Full Load Amps	Lock Rotor Amps
COVERCO Motors						
0.37	3 wire	3.4	11.2	Coverco	1.2	5.6
0.55	3 wire	4.4	14	Coverco	1.8	8
0.75	3 wire	5.6	19	Coverco	2.1	11
1.1	3 wire	8.1	26	Coverco	3	16
1.5	3 wire	10.1	34	Coverco	4.5	24
2.2	3 wire	14.1	44	Coverco	6	32
3.0	—	—	—	—	7.7	37
3.7	3 wire	23.4	77	Coverco	—	—
4	—	—	—	—	10.3	48



"SC" Series
4 inch (100mm)
Submersible Borehole Pumps

MODEL
SC8

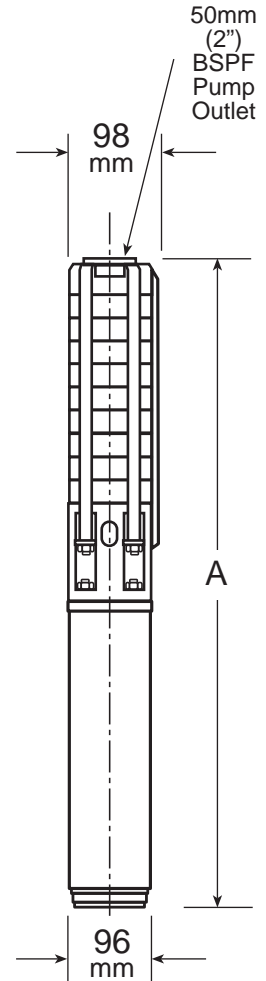
PERFORMANCE DATA



TECHNICAL DATA

DIMENSIONS & WEIGHTS
Single Phase Units

MODEL	No. of Stages	Motor kW	2 Wire Single Phase		3 Wire Single Phase	
			Length A mm	Unit Weight kg	Length A mm	Unit Weight kg
With Single Phase FRANKLIN Motors						
SC8-05	5	0.75	710	15.2	710	15.2
SC8-07	7	1.10	880	19.4	841	21
SC8-10	10	1.50	—	—	1006	21.8
SC8-12	12	2.20	—	—	1190	26.4
SC8-15	15	2.20	—	—	1316	27.9
SC8-18	18	3.7	—	—	1674	42.6
With Single Phase COVERCO Motors						
SC8-05	5	0.75	—	—	862	15
SC8-07	7	1.10	—	—	986	17.7
SC8-10	10	1.50	—	—	1182	21.4
SC8-12	12	2.20	—	—	1306	26.2
SC8-15	15	2.20	—	—	1432	27.7
SC8-18	18	3.7	—	—	1703	35.8



Three Phase Units

MODEL	No. of Stages	Motor kW	3 Phase FRANKLIN		3 Phase COVERCO	
			Length A mm	Unit Weight kg	Length A mm	Unit Weight kg
SC8-05	5	0.75	710	15.2	832	13.7
SC8-07	7	1.10	794	16.2	946	16
SC8-10	10	1.50	967	19.5	1112	19.2
SC8-12	12	2.20	1113	23.7	1266	22.4
SC8-15	15	2.20	1239	25.2	1392	23.9
SC8-18	18	3.0	1522	35.8	1518	26.9
SC8-21	21	4	1711	40	1744	33.7
SC8-25	25	4	1879	42	1912	35.7
SC8-30	30	5.5	2178	48.6	2207	41.8
SC8-37	37	5.5	2468	62.1	2498	45.3

ELECTRICAL DATA

Motor kW	(1Ph) Single Phase				(3Ph) Three Phase	
	Motor Type	Full Load Amps	Lock Rotor Amps	Control Box	Full Load Amps	Lock Rotor Amps
FRANKLIN Motors						
0.37	2 wire	4.1	26	Not reqd.	1.1	4.3
0.55	2 wire	6.5	37	Not reqd.	1.5	6.2
0.75	2 wire	7.6	44	Not reqd.	2	8.5
1.1	2 wire	10.8	53	Not reqd.	3	14
0.75	3 wire	7.0	27	Franklin	—	—
1.1	3 wire	8.9	37	Franklin	—	—
1.5	3 wire	10.7	51	Franklin	4	21
2.2	PSC 3 wire	15.9	82	Franklin	6	27
3	—	—	—	—	7.3	42
3.7	3 wire	23.4	109	Franklin	9	46
4	—	—	—	—	10.4	59
5.5	—	—	—	—	13	70
7.5	—	—	—	—	18.7	99

ELECTRICAL DATA

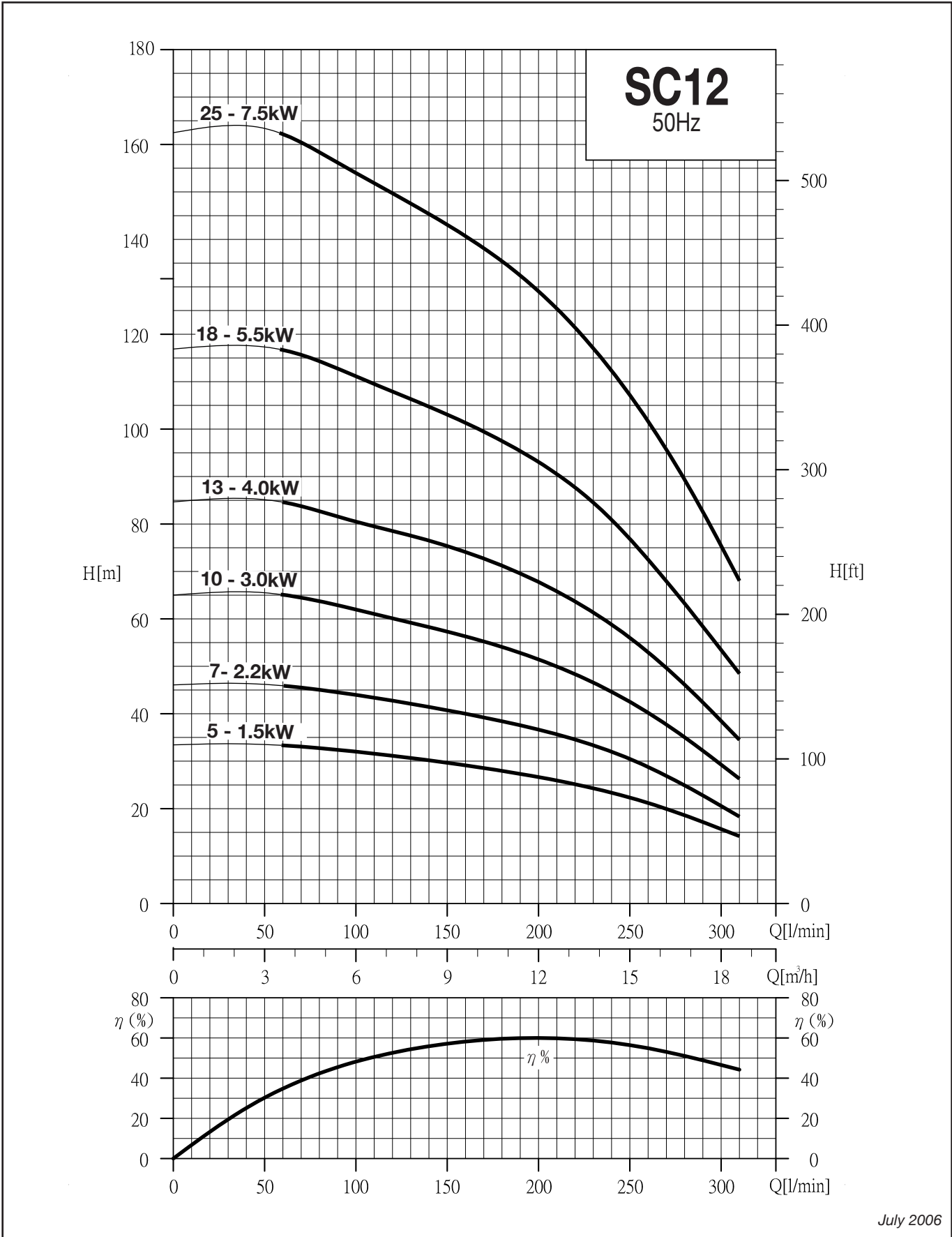
Motor kW	(1Ph) Single Phase				(3Ph) Three Phase	
	Motor Type	Full Load Amps	Lock Rotor Amps	Control Box	Full Load Amps	Lock Rotor Amps
COVERCO Motors						
0.37	3 wire	3.4	11.2	Coverco	1.2	5.6
0.55	3 wire	4.4	14	Coverco	1.8	8
0.75	3 wire	5.6	19	Coverco	2.1	11
1.1	3 wire	8.1	26	Coverco	3	16
1.5	3 wire	10.1	34	Coverco	4.5	24
2.2	3 wire	14.1	44	Coverco	6	32
3.0	—	—	—	—	7.7	37
3.7	3 wire	23.4	77	Coverco	—	—
4	—	—	—	—	10.3	48
5.5	—	—	—	—	13.1	64
7.5	—	—	—	—	18.7	99



"SC" Series
4 inch (100mm)
Submersible Borehole Pumps

MODEL
SC12

PERFORMANCE DATA



**MODEL
SC12**

“SC” Series
4 inch (100mm)
Submersible Borehole Pumps



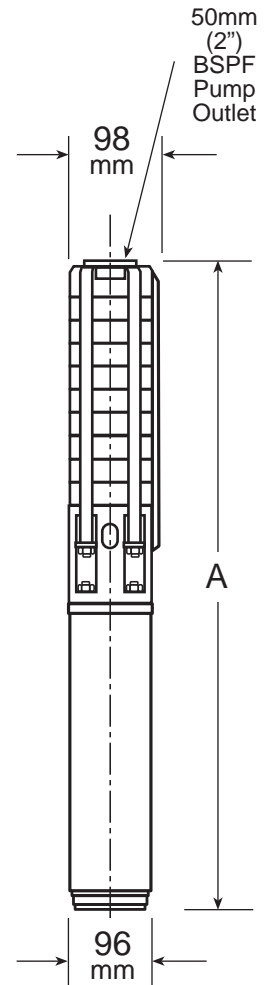
TECHNICAL DATA

DIMENSIONS & WEIGHTS
Single Phase Units

MODEL	No. of Stages	Motor kW	2 Wire Single Phase Length A mm	Unit Weight kg	3 Wire Single Phase Length A mm	Unit Weight kg
With Single Phase FRANKLIN Motors						
SC12-05	5	1.50	—	—	889	20
SC12-07	7	2.20	—	—	1119	24.9
SC12-10	10	3.7	—	—	1546	40
With Single Phase COVERCO Motors						
SC12-05	5	1.50	—	—	1065	19.6
SC12-07	7	2.20	—	—	1235	24.7
SC12-10	10	3.7	—	—	1575	33.2

Three Phase Units

MODEL	No. of Stages	Motor kW	3 Phase FRANKLIN Length A mm	Unit Weight kg	3 Phase COVERCO Length A mm	Unit Weight kg
SC12-05	5	1.50	850	17.7	995	17.4
SC12-07	7	2.20	1042	22.2	1195	20.9
SC12-10	10	3.0	1394	33.2	1390	24.3
SC12-13	13	4	1652	37.9	1685	31.6
SC12-18	18	5.5	2066	45.2	2095	38.4
SC12-25	25	7.5	2578	51.9	2655	47.8



ELECTRICAL DATA

Motor kW	(1Ph) Single Phase				(3Ph) Three Phase	
	Motor Type	Full Load Amps	Lock Rotor Amps	Control Box	Full Load Amps	Lock Rotor Amps
FRANKLIN Motors						
0.37	2 wire	4.1	26	Not reqd.	1.1	4.3
0.55	2 wire	6.5	37	Not reqd.	1.5	6.2
0.75	2 wire	7.6	44	Not reqd.	2	8.5
1.1	2 wire	10.8	53	Not reqd.	3	14
0.75	3 wire	7.0	27	Franklin	—	—
1.1	3 wire	8.9	37	Franklin	—	—
1.5	3 wire	10.7	51	Franklin	4	21
2.2	PSC	—	—	—	—	—
2.2	3 wire	15.9	82	Franklin	6	27
3	—	—	—	—	7.3	42
3.7	3 wire	23.4	109	Franklin	9	46
4	—	—	—	—	10.4	59
5.5	—	—	—	—	13	70
7.5	—	—	—	—	18.7	99

ELECTRICAL DATA

Motor kW	(1Ph) Single Phase				(3Ph) Three Phase	
	Motor Type	Full Load Amps	Lock Rotor Amps	Control Box	Full Load Amps	Lock Rotor Amps
COVERCO Motors						
0.37	3 wire	3.4	11.2	Coverco	1.2	5.6
0.55	3 wire	4.4	14	Coverco	1.8	8
0.75	3 wire	5.6	19	Coverco	2.1	11
1.1	3 wire	8.1	26	Coverco	3	16
1.5	3 wire	10.1	34	Coverco	4.5	24
2.2	3 wire	14.1	44	Coverco	6	32
3.0	—	—	—	—	7.7	37
3.7	3 wire	23.4	77	Coverco	—	—
4	—	—	—	—	10.3	48
5.5	—	—	—	—	13.1	64
7.5	—	—	—	—	18.7	99